



## 3800 Linear Series



powered by  
**Adaptus™**  
imaging technology

# QS

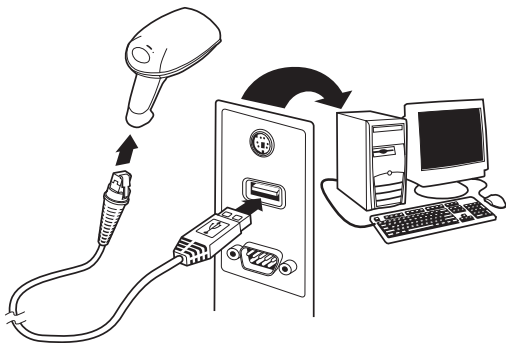
---

For localized language versions of this document, go to [www.handheld.com](http://www.handheld.com).

## ***Getting Started***

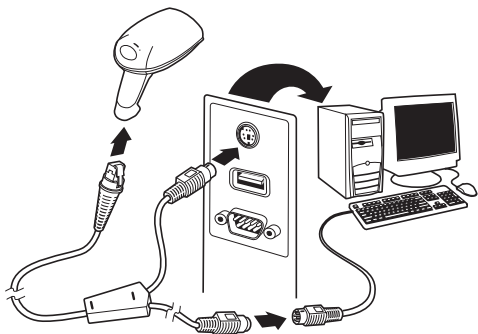
Turn off computer's power before connecting the scanner, then power up the computer once the scanner is fully connected.

### ***USB Connection***

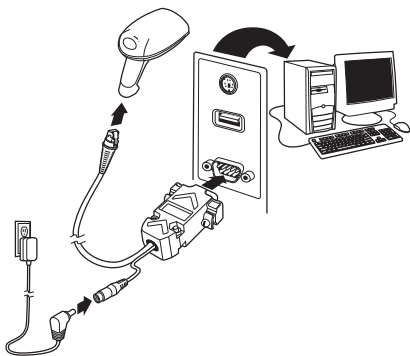


---

## *Keyboard Wedge Connection*



## *Serial (RS-232) Connection*



---

## *Reading Techniques*

The view finder projects a red aiming beam that should be centered over the bar code.



Hold the scanner over the bar code, pull the trigger, and center the aiming beam on the bar code.

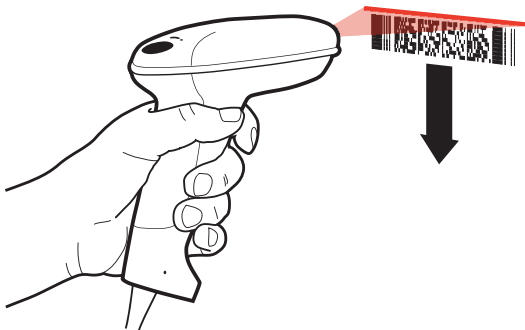


The aiming beam is smaller when the scanner is closer to the code and larger when it is farther from the code. Hold the scanner close to smaller bar codes, and farther away from large bar codes to get a proper read.

If the bar code is highly reflective (e.g., laminated), you may need to tilt the scanner at an angle so the bar code can be scanned.

---

To read PDF417 bar codes with a PDF-enabled 3800, hold the trigger down and move the scanner up and down so the aiming line sweeps from the top of the bar code to the bottom, and back up.



This ensures that the entire code is scanned.

*Note: This only applies to a PDF enabled 3800.*

### ***Standard Product Defaults***

The following bar code resets all standard product default settings.



Standard Product Defaults

---

## *Interface*

Scan the bar code that describes the PC or interface you are using.



USB Keyboard (PC)



RS-232



Japan DOS/V



AT/PS2 Keyboard Wedge  
(Default)



Emulate External Keyboard

---

## *Keyboard Country*

Scan the **Program Keyboard Country** bar code below, then scan the numeric bar code(s) from page 10, then the **Save** bar code to program the keyboard for your country. As a general rule, the following characters are not supported by the scanner for countries other than the United States: @ | \$ # { } [ ] = / ' \ < > ~.



Program Keyboard Country

Country Code	Scan	Country Code	Scan
Belgium	1	Italy	5
Denmark	8	Norway	9
Finland	2	Spain	10
France	3	Switzerland	6
Germany/Austria	4	USA (Default)	0
Great Britain	7		



Save

*Note: For complete list of country codes, see the User's Guide for your product at our website, [www.handheld.com](http://www.handheld.com).*

---

## *Trigger*

The following bar codes will allow you to use the reader in Manual Trigger mode (need to press the trigger to read), Automatic Trigger mode (the beam is always on), or Presentation mode (the reader is activated when it “sees” a bar code).



Manual Trigger  
(Default)



Automatic Trigger



Presentation Mode

## *Reread Delay*

This sets the time period before the scanner can read the *same* bar code a second time. Setting a reread delay protects against accidental rereads of the same bar code.



Medium Reread Delay  
for 3800 only



Medium Reread Delay  
for 3800g, 3800r and 3800i

---

## *Suffix*

If you want a carriage return after the bar code, scan the **Add CR Suffix bar code**. To add a tab after the bar code, scan the **Add Tab Suffix bar code**. Otherwise, scan the **Remove Suffix bar code** to remove the suffixes.



Add CR Suffix



Add Tab Suffix



Remove Suffix

## *Add Code ID Prefix to all Symbologies*

Scan the following bar code if you wish to add a Code ID prefix to all symbologies at once.



Add Code ID Prefix To All Symbologies  
(Temporary)

*Note: For complete list of Code IDs, see the User's Guide for your product at our website, [www.handheld.com](http://www.handheld.com).*

---

## *Data Format Editor Instructions*

The following are abbreviated instructions for entering a data format. For complete instructions refer to your User's Guide, available at our website, [www.handheld.com](http://www.handheld.com).

1. Scan the **Enter Data Format** symbol.
2. Primary/Alternate Format: scan **0** for Primary Format
3. Terminal Type: scan **99** for any terminal type
4. Code I.D.: scan **99** for any bar code type
5. Length: scan **9999** for any length bar code.
6. Editor commands: use the Programming Chart that follows.
7. Scan **Save** to save your entries.



Enter Data Format



Clear All Data Formats



Save

---

## *Programming Chart*





8



9



A



B



C



D



E



F



Save

---

## *Visual Menu*

To obtain access to additional features for the 3800, use Visual Menu, available from our website at [www.handheld.com](http://www.handheld.com). For complete download instructions and descriptions of Visual Menu's features, refer to your User's Guide.



Visual Menu

## *Visual Xpress™*

To obtain access to additional features for the 3800g, 3800i, or 3800r, use Visual Xpress, available from our website at [www.handheld.com](http://www.handheld.com). For complete download instructions and descriptions of Visual Xpress features, refer to your User's Guide.

## *Technical Assistance*

If you need assistance installing or troubleshooting your imager, please call your Distributor or the nearest Hand Held Products technical support office:

### **North America/Canada:**

Telephone: (800) 782-4263, option 4  
(8 a.m. to 6 p.m. EST)

Fax number: (315) 685-4960

E-mail: [natechsupport@handheld.com](mailto:natechsupport@handheld.com)

---

## **Europe, Middle East, and Africa:**

Telephone-

European Ofc: +31 (0) 40 79 99 393

U.K. Ofc: +44 (0) 1925 24 00 55

E-mail: [eutechsupport@handheld.com](mailto:eutechsupport@handheld.com)

## **Asia Pacific:**

Telephone: +852-3188-3485 or 2511-3050

E-mail: [aptechsupport@handheld.com](mailto:aptechsupport@handheld.com)

## **America Latina:**

Teléfono: (704) 998-3998, opción 8

E-mail: [latechsupport@handheld.com](mailto:latechsupport@handheld.com)

## ***Online Technical Assistance***

You can also access technical assistance online at [www.handheld.com](http://www.handheld.com).

## ***For Further Information***

To download the full User's Guide for these products, visit our website at [www.handheld.com](http://www.handheld.com).

## ***Product Service and Repair***

Hand Held Products provides service for all its products through service centers throughout the world. To obtain warranty or non-warranty service, return the unit to Hand Held Products (postage

---

paid) with a copy of the dated purchase record attached. Contact the appropriate location below to obtain a Return Material Authorization number (RMA #) before returning the product.

### **North America**

Hand Held Products Corporate Offices  
Telephone: (800) 782-4263, Option 3  
Fax: (704) 566-6015  
E-mail: *naservice@handheld.com*

### **America Latina**

Hand Held Products America Latina  
Teléfono: (239) 263-7600  
Fax: (239) 263-9689  
E-mail: *laservice@handheld.com*

### **Brazil**

Hand Held Products Brazil  
Telephone: +55 (21) 2176-0250  
Fax: +55 (21) 2176-0249  
E-mail: *suporte@handheld.com*

### **Europe, Middle East, and Africa**

Hand Held Products Europe  
Telephone: + 31 (0) 40 29 01 633  
Fax: + 31 (0) 40 29 01 631  
E-mail: *euservice@handheld.com*

### **Asia Pacific**

Hand Held Products Asia/Pacific  
Telephone: +852-2511-3050  
Fax: +852-2511-3557  
E-mail: *apservice@handheld.com*

---

## **Japan**

Hand Held Products Japan

Telephone: +81-3-5770-6312

Fax: +81-3-5770-6313

E-mail: [apservice@handheld.com](mailto:apservice@handheld.com)

## ***Online Product Service and Repair Assistance***

You can also access product service and repair assistance online at [www.handheld.com](http://www.handheld.com).

## ***Limited Warranty***

Hand Held Products, Inc. ("Hand Held Products") warrants its products to be free from defects in materials and workmanship and to conform to Hand Held Products published specifications applicable to the products purchased at the time of shipment. This warranty does not cover any Hand Held Products product which is (i) improperly installed or used; (ii) damaged by accident or negligence, including failure to follow the proper maintenance, service, and cleaning schedule; or (iii) damaged as a result of (A) modification or alteration by the purchaser or other party, (B) excessive voltage or current supplied to or drawn from the interface connections, (C) static electricity or electro-static discharge, (D) operation under conditions beyond the specified operating parameters, or (E) repair or service of the product by anyone other than Hand Held Products or its authorized representatives.

---

This warranty shall extend from the time of shipment for the duration published by Hand Held Products for the product at the time of purchase ("Warranty Period"). Any defective product must be returned (at purchaser's expense) during the Warranty Period to Hand Held Products factory or authorized service center for inspection. No product will be accepted by Hand Held Products without a Return Materials Authorization, which may be obtained by contacting Hand Held Products. In the event that the product is returned to Hand Held Products or its authorized service center within the Warranty Period and Hand Held Products determines to its satisfaction that the product is defective due to defects in materials or workmanship, Hand Held Products, at its sole option, will either repair or replace the product without charge, except for return shipping to Hand Held Products.

EXCEPT AS MAY BE OTHERWISE PROVIDED BY APPLICABLE LAW, THE FOREGOING WARRANTY IS IN LIEU OF ALL OTHER COVENANTS OR WARRANTIES, EITHER EXPRESSED OR IMPLIED, ORAL OR WRITTEN, INCLUDING, WITHOUT LIMITATION, ANY IMPLIED WARRANTIES OF MERCHANTABILITY OR FITNESS FOR A PARTICULAR PURPOSE.

---

HAND HELD PRODUCTS RESPONSIBILITY AND PURCHASER'S EXCLUSIVE REMEDY UNDER THIS WARRANTY IS LIMITED TO THE REPAIR OR REPLACEMENT OF THE DEFECTIVE PRODUCT. IN NO EVENT SHALL HAND HELD PRODUCTS BE LIABLE FOR INDIRECT, INCIDENTAL, OR CONSEQUENTIAL DAMAGES, AND, IN NO EVENT, SHALL ANY LIABILITY OF HAND HELD PRODUCTS ARISING IN CONNECTION WITH ANY PRODUCT SOLD HEREUNDER (WHETHER SUCH LIABILITY ARISES FROM A CLAIM BASED ON CONTRACT, WARRANTY, TORT, OR OTHERWISE) EXCEED THE ACTUAL AMOUNT PAID TO HAND HELD PRODUCTS FOR THE PRODUCT. THESE LIMITATIONS ON LIABILITY SHALL REMAIN IN FULL FORCE AND EFFECT EVEN WHEN HAND HELD PRODUCTS MAY HAVE BEEN ADVISED OF THE POSSIBILITY OF SUCH INJURIES, LOSSES, OR DAMAGES. SOME STATES, PROVINCES, OR COUNTRIES DO NOT ALLOW THE EXCLUSION OR LIMITATIONS OF INCIDENTAL OR CONSEQUENTIAL DAMAGES, SO THE ABOVE LIMITATION OR EXCLUSION MAY NOT APPLY TO YOU.

All provisions of this Limited Warranty are separate and severable, which means that if any provision is held invalid and unenforceable, such determination shall not affect the validity of enforceability of the other provisions hereof. Use of any peripherals not manufactured/sold by Hand Held Products voids the warranty. This includes but is not limited to: cables, power supplies, cradles, and docking stations. Hand Held Products, Inc. extends these warranties only to the first end-users of the products. These warranties are nontransferable.

The limited duration of the warranty for the 3800, 3800g, and the 3800r is for five (5) years.

The limited duration of the warranty for the 3800i is for three (3) years.

---

## **Disclaimer**

Hand Held Products, Inc. (“Hand Held Products”) reserves the right to make changes in specifications and other information contained in this document without prior notice, and the reader should in all cases consult Hand Held Products to determine whether any such changes have been made. The information in this publication does not represent a commitment on the part of Hand Held Products.

Hand Held Products shall not be liable for technical or editorial errors or omissions contained herein; nor for incidental or consequential damages resulting from the furnishing, performance, or use of this material.

This document contains proprietary information that is protected by copyright. All rights are reserved. No part of this document may be photocopied, reproduced, or translated into another language without the prior written consent of Hand Held Products.

©2006 Hand Held Products, Inc. All rights reserved.

Web Address: [www.handheld.com](http://www.handheld.com)

## **Hand Held Products**

700 Visions Drive

P.O. Box 208

Skaneateles Falls, NY 13153-0208